






ALACHUA COUNTY

Transportation Impact Fee Districts

Legend

-  Urban Cluster
-  District Boundary
-  District 1 (Northwest "NW")
-  District 2 (Southwest "SW")
-  District 3 (East "E")

NOTES:

This map was created with the best available sources and it is intended for reference purposes only.
Date of Production: 03-21-2006

PREPARED AT:

Alachua County
Department of Growth Management
10 SW 2nd Avenue
Gainesville, FL 32601
(352) 374-5249
<http://growth-management.alachua.fl.us/index.php>

